



Port of New York
& New Jersey

Truckers Resource Guidebook →



CONTENTS

1	Welcome to the Port of New York and New Jersey
2-15	General Information
3	What to Have With You Prior to Arriving at The Gate
3-4	TWIC
4	SeaLink®
4-5	RFID
5	Important Contact Numbers
5	Communications and Notices
6	Notable Locations
7	ILA Holidays
7	Rail Terminals Available to Outside Truckers
8	Centralized Examination Stations (CES) Information
9	Chassis Depots
10	Empty Container Depots
11	Truck Replacement Program
12-15	Overweight Corridors
16-17	Dos and Don'ts for a Trouble Free Visit
18-31	Terminal Specific Information
18-22	APM Terminals
23-25	GCT Bayonne
26-27	GCT New York
28-31	Maher Terminals
32-33	Port Newark Container Terminal
33	Red Hook Container Terminal
34	Top Trouble Tickets - What to avoid prior to arrival
35-36	Glossary of Common Terms
37	Links and Other Helpful information
37	FAQ's
38-42	Terminal Maps

Welcome to The Port of New York and New Jersey

With 85 percent of our cargo staying in the local area, our drayage truck community is a vital part of our port. We welcome you to the Port of New York and New Jersey and thank you for your help in making us the East Coast's premier port.

This guide was developed to help make your trip to the Port run smoothly. We consulted experienced stakeholders through our Council on Port Performance (CPP) from all areas of ocean transportation to develop this guidebook with the intention of helping truckers successfully navigate through our terminals. Truckers Resource Guide online: www.panynj.gov/truckers-resources

Thank you for your support.

The Port of New York and New Jersey



**Port of New York
& New Jersey**





General Information

WHAT TO HAVE PRIOR TO ARRIVING AT GATE

- ✓ If applicable, have a reservation.
- ✓ A valid driver's license, Transportation Worker Identification Credential (TWIC), and SeaLink®.
- ✓ A valid RFID tag mounted on drivers side view mirror.
- ✓ Proof that your trucking company is registered with the Uniform Intermodal Interchange and Facilities Access Agreement (UIIA).
- ✓ Proof that your trucking company has valid insurance and credit with the steamship lines you are hauling for.
- ✓ Import pickups must have the following:
 - Freight release form.
 - Container number.
 - Bill of Lading (BOL) number.
- ✓ Empty pickups must have the following:
 - Valid booking number.
 - Steamship line.
 - Container length, height, and type.
- ✓ Export delivery or Drop moves must have the following:
 - Valid booking number.
 - Steamship line.
 - Container length, height, and type.
 - If applicable, you must have:
 - Hazardous cargo documentation.
 - Titles for cars.
 - Over-dimensional measurements.
 - Reefer commodity and temperature.
- ✓ Empty delivery or Drop moves must have the following:
 - Steamship line.
 - Container length, height, and type.

Transportation Workers Identification Credential (TWIC)

The Transportation Worker Identification Credential (TWIC) is required by federal law for all workers, including drayage truck drivers, that need access to secure or restricted areas of maritime facilities. The TWIC is administered by the U.S. Transportation Security Administration (TSA) and the U.S. Coast Guard. Please visit TWIC at: www.tsa.gov/for-industry/twic for further information.

TWIC Renewal Notice to All Truckers

Enrollment services for TWIC applications are available at Universal Enrollment Service (UES) Centers. Stakeholders are encouraged to enroll at least six to eight weeks in advance of TWIC requirement. If you have questions about the availability of card services, please contact UES at: 855-DHS-UES1 (855-347-8371) between 8 a.m. and 10 p.m. EST, Monday through Friday. For additional information about TWIC application program enrollment services, visit: universalenroll.dhs.gov.

TWIC Care and Handling Instructions

You must present your original TWIC for inspection when requesting unescorted access to a secure or restricted area of a marine terminal or vessel. Presenting a photocopy in place of an actual TWIC may lead to criminal prosecution.

It's important to treat your TWIC with care as the technology imbedded in the TWIC can be damaged if it is not handled correctly. Follow these guidelines to protect your TWIC:

- Do not punch a hole in the TWIC to hang it on a lanyard. Doing so will damage the antenna and obstruct security features on the card.

TWIC Care and Handling Instructions (continued)

- Do not bend the TWIC or leave it in your back pocket unprotected.
- Do not put your TWIC in a tamper-proof case that prohibits it from being removed for proper visual inspection.
- Do not leave your TWIC in direct sunlight for extended periods of time (i.e. hanging on your rearview mirror). Doing so may melt and damage the chip.
- Do not place any stickers, photos, or tape on your TWIC as they will obscure security features from visual inspection.

SeaLink®

SeaLink® is the Port Authority's uniform truck driver identification system. This system enables trucks to move quickly and safely through our marine terminal gates, helping to speed the flow of thousands of containers in and out of the port each day. SeaLink® is mandatory for all truckers doing business at the Port of New York and New Jersey. For a SeaLink® application visit: www.panynj.gov/port/pdf/driver-id-application.pdf.

SeaLink® cards are issued within the Port at the following location:

Truck Service Center

ExpressPort Plaza
1160 Mclester Street, Unit #3
Elizabeth, NJ 07201

TWIC and SeaLink®

Anyone with SeaLink® identification must also have a TWIC. You must register your TWIC with the Port Authority at the Truck Service Center. (Registration is free.)

For more information, visit: www.panynj.gov/port/truck-service-center.html.

Radio-Frequency Identification (RFID)

All Class 8 drayage trucks seeking entry onto any Port of New York and New Jersey Marine Terminal must be registered in the Drayage Truck Registry (DTR) and have a valid RFID tag properly mounted on the vehicle. You can register in electronic format via the Port Truck Pass (PTP) website: www.porttruckpass.com.

As a reminder:

- No tag, no entry.
- Each unique vehicle (VIN/license plate) must be associated with only one RFID tag in the DTR and each RFID tag must be associated with only one unique vehicle (VIN/license plate).
- Trucks with 1997 and older engine models are prohibited and will be denied access to port terminals in the Port of New York and New Jersey.
- Only drayage trucks equipped with engines that meet or exceed federal EPA on-road emission standards for 2010 model year heavy-duty diesel-fueled engines shall be permitted to register in the DTR via the Port Truck Pass website.

If the truck is not clear for access at entry, the trucker will receive a void-out ticket indicating the reason entry was not granted. Entry will be denied because of the following:

- Truck not found in DTR.
- Truck has not been approved for entering the port.
- Truck engine is pre-1996.

If you receive one of these messages, contact the PTP Help Desk at: 908-354-4044 or proceed to the Truck Service Center (old SeaLink® office) for resolution.

If your tag has had successful reads in the past, but is not currently reading, you may be directed to reposition your truck in the lane or try another lane. If this happens more than once, have your tag checked at the Truck Service Center where a test reader can determine the problem with the tag or truck.

To ensure a proper read of your RFID tag:

- Ensure your tag is properly mounted on the driver's side view mirror. Do not hold the tag out the window or mount it under the rear view mirror. For more information, refer to the instructions received with the tag.
- Place any additional tags in a foil bag and store them in glove box, or keep them at your home or office. You will receive error messages, and be denied entry, if more than one tag is read.
- Ensure the tag is properly registered for your truck in the PTP database at: www.porttruckpass.com.
- Do not "piggyback" or ride too close to the truck in front of you as it could block a proper read of your tag.

IMPORTANT CONTACT NUMBERS

Police–Emergency/Suspicious Activity

In case of emergency or suspicious activity at a Port Authority Marine Terminal, contact the Port Authority Police Department as follows:

Port Newark, Elizabeth, Bayonne, and Jersey City:
973-578-2180

Brooklyn Piers: 917-881-6098 (Normal Workdays)
201-360-5000 (Off Hours)

Howland Hook: 718-390-2501/2503

At any other Port Authority facility, call 800-828-7273 or dial 911.

Security

- Unauthorized entry is a breach of security and could result in criminal trespass charges and suspended/revoked access.
- Entering the facility is deemed consent to security screening/monitoring via security cameras.
- Alcohol, illegal drugs, firearms, or other dangerous weapons are prohibited.

COMMUNICATIONS AND NOTICES

PortNYNJAlerts is a subscription service that notifies customers via text and/or e-mail about operational changes, service disruptions, terminal closures, and traffic conditions at the Port of New York and New Jersey marine terminals. When you register for PortNYNJAlerts you:

- Receive free, timely alerts via e-mail or text message.
- Choose the information for the facility and marine terminal you wish to monitor.

To register for alerts, go to:

<https://member.everbridge.net/index/892807736725495/#/signup>.

Our goal is to effectively communicate to customers and other port users, timely information that will help route your cargo through our port facilities and marine terminals. Please direct any comments, requests, or suggestions to: eAlert@panynj.gov.

Breaking Waves is a Port Authority newsletter that offers the latest advisories, updates, news, and business developments in and around the Port of New York and New Jersey.

To sign up for Breaking Waves go to:

www.portbreakingwaves.com

NOTABLE LOCATIONS

Truck Service Center

ExpressPort Plaza

1160 Mclester Street, Unit #3

Elizabeth, NJ 07201

Phone: 908-354-4044

Fax: 908-355-5018

Office hours: Monday-Friday 6:30 a.m. - 4:45 p.m.

www.panynj.gov/port/truck-service-center.html

Restrooms/Rest Area

- Corner of Marlin Street and Kellogg Street, Port Newark
- Building 166 on Corbin Street, Port Newark

Seaman's Church Institute

118 Export Street

Port Newark

Phone: 973-589-5828

Fax: 973-817-8565

Hours: Monday-Friday 8 a.m.- 9 p. m.

Email: Chaplain@seamenschurch.org

www.seamenschurch.org/port-newark-center

Services and Amenities Available at Seaman's Church

- Wi-Fi and computers
- International telephone service and low cost phone cards
- Money transfers and money orders
- Recreation (basketball, table tennis, sports field, and more)
- Worship, prayer, and counseling
- Restrooms
- Notary
- Truckers can receive dispatch orders by fax or general email. (Small fee).

Secured Parking Areas

635 Secure Parking

www.635secureparking.com

635 Delancey Street, Newark NJ 07105

Phone: 973-344-5972

24-hour on-site security

Port Kearny Security

www.portkearnysecurityinc.com

61 Hackensack Avenue, Kearney, NJ 07032

Phone: 973-466-9271

24-hour on-site security

Bayonne Port Security Yard

www.bayonneportcontaineryard.com

18 Pulaski Street, Bayonne, NJ 07002

Phone: 201-858-2800

24-hour on-site security

Columbia Security Parking

www.secureparkingnewarknj.com

252 Doremus Ave, Newark, NJ 07105

Phone: 973-465-7100

24-hour on-site security

Newark Container Yard (formerly Ironbound)

<https://www.salson.com/container-yard>

921 Delancey Street, Newark, NJ 07105

24-hour on-site security

INTERNATIONAL LONGSHOREMAN'S ASSOCIATION (ILA) HOLIDAYS

New Year's Day
Martin Luther King Day
President's Day
Gleason's Birthday
Good Friday
Memorial Day
Independence Day
Labor Day
Columbus Day
Election Day
Veteran's Day
Thanksgiving Day
Christmas Eve
Christmas Day
New Years Eve

Terminal gates typically closed but exceptions can be made and will be announced via eAlerts and on Port Truck Pass (PTP) website.

Check the PTP website and/or your marine terminal website for updates on gate hours and cargo availability.

RAIL TERMINALS OPEN TO OUTSIDE TRUCKERS

Millennium Marine Rail

2380 Tripoli Street
Port Elizabeth, NJ 07201

Contact

Dianne Cifelli
908-527-0147

Hours of Operation

3rd Party Gate on Tripoli Street
Monday-Friday 6:00 a.m. - 3:00 p.m.,
excluding holidays

Gate Procedures

All third-party truckers must have a valid TWIC and SeaLink®.

Drop-offs:

- Must have rail billing.

Pick-ups:

- Must have a chassis prior to entry, there are no chassis available at MMR.
- Release to the trucker must be authorized by the declared shipper.
- Trucker must be registered with Maher Terminal, and all insurance must be up to date with Maher and the steamship line for a container being picked up.

CENTRALIZED EXAMINATION STATIONS (CES) INFORMATION

East Coast CES

1130 Polaris Street, Port Elizabeth, NJ

Main: 908-351-2800

Agriculture Exams (AQI)

Enforcement Exams (NII, CET, MET)

www.eastcoastwarehouse.com

Routing/Delivery hours

Office hours: 8:00 a.m. - 5:00 p.m.

Shipping and Receiving: 7:00 a.m. - 4:00 p.m.

CBP Deputy Chief Officer: Lucille Cirillo,

Lucille.Cirillo@dhs.gov

GCT CES

241 Western Avenue, Staten Island, NY

Main: 718-683-3210

AQI Strips/CET/MET/Export: 718-568-1749

AQI Backin-Ins/VACIS: 718-568-1748

www.GCTCES.com

Routing/Delivery hours

Office hours: 8:00 a.m. - 4:00 p.m.

All Pick Up and Chassis Flip: 8:00 a.m. - 11:30 p.m.

Dry Cargo: 1:00 p.m. - 3:15 p.m.

Reefer and Chassis Flips: 1:00 p.m. - 3:15 p.m.

Loose Cargo Pick Up: 8:00 a.m. - 11:30 a.m.,

1:00 p.m. - 3:30 p.m.

CBP Deputy Chief Officer On Site: Jonathan Tragares,

jonathan.m.tragares@cbp.dhs.gov

H & M International Transportation

700 Belleville Turnpike, Kearny, NJ

Main: 732-510-4640

www.hmit.net

Enforcement Exams (NII, CET, MET)

Routing/Delivery hours

Office hours/Customer Service: 7:00 a.m. - 4:00 p.m.

Routing Hours: 7:00 a.m. - 3:30 p.m.

Night pass appointment process: 24/7

CBP Deputy Chief Officer On Site: Stephen Long

stephen.long@CBP.DHS.GOV

Salson Logistics, Inc.

888 Doremus Avenue, Newark, NJ

Main: 973 776-0001 or 973-986-0251

www.salson.com

Agriculture Exams (AQI)

Enforcement Exams (NII, CET, MET)

Routing/Delivery Hours

Office hours: 7:00 a.m. - 7:00 p.m. Routing hours:

8:00 a.m. - 4:00 p.m. Night pass appointment

process: 24/7

CBP Chief Agriculture Specialist on site: Shawn Green

shawn.p.green@cbp.dhs.gov

TRUCK STOPS

Pilot Express

400 Doremus Avenue

Newark, NJ 07105

Phone: 973-589-3090

Hours: Monday-Friday 5:00 a.m. - 10:00 p.m.,

Saturday-Sunday 7:00 a.m. - 6:00 p.m.

Services/Amenities: 9 bulk diesel exhaust fluid lane(s),
9 diesel lane(s), 33 parking spaces, 2 shower(s), CAT
scale, diesel mobile fueling, gas
mobile fueling, hot deli.

CHASSIS DEPOTS

Columbia Group

Website: www.columbia-group.com

Office hours: 7:00 a.m. - 4:00 p.m.

Elizabeth Chassis Depot

1510 S. Bay Avenue

Elizabeth, NJ, 07201-2923

Phone: 908-848-4220

Hours: Monday-Friday 6:00 a.m. - 7:00 p.m.

Chassis Providers: DCLI, TRAC

Bayonne Chassis Depot

42B Military Ocean Terminal (at Pulaski Street)

Bayonne, NJ, 07002

Phone: 201-620-9653

Hours: Monday-Friday 6:00 a.m. - 5:00 p.m.

Chassis Providers: TRAC

C&C Marsh Street Depot

88 Marsh Street

Newark, NJ, 07714-3324

Phone: 908-838-4851

Website is Under Development

Yard 1 Hours (Dry Container and Chassis):

Dispatching: Monday-Friday 6:00 a.m. - 4:30 p.m.

Receiving: Monday-Friday 4:30 p.m. - 6:00 p.m.

Yard 2 Hours (Reefer and GenSet Chassis):

Dispatching: Monday-Friday 8:00 a.m. - 4:00 p.m.

Receiving: Monday-Friday 4:00 p.m. - 5:00 p.m.

Chassis Providers: DCLI, Metro Pool, Milestone,
GenSet Pool

EMPTY CONTAINER DEPOTS

Columbia Group

1100 Polaris Street

Elizabeth, NJ, 07201

Phone: 973-589-8055

Website: www.columbia-group.com

Hours: Monday-Friday 6:00 a.m. - 6:00 p.m.

C&C Marsh Street Depot

88 Marsh Street

Newark, NJ, 07714-3324

Phone: 908-838-4851

Website is Under Development

Hours: Monday-Friday 6:00 a.m. - 4:30 p.m.

*** Truckers must confirm empty container return location with individual ocean carriers as there are many offsite depots in the region

Port Truck Pass (PTP)

The Port Truck Pass is a service provided by Sustainable Terminal Services, Inc., a nonprofit corporation created by the Port of New York and New Jersey marine terminal operators to promote secure, environmentally sensitive, and efficient marine terminal operations in the Port.

The PTP truck registration service implements Port Authority sub rules as published in its FMC Schedule No PA-10 (including revisions). Its common portal, known as “TIPS” (Terminal Information Portal System), allows motor carriers and cargo interests to efficiently manage and deploy their resources when delivering or picking-up cargo at the Port of New York and New Jersey.

Use TIPS To:

- Get Port and terminal updates.
- Learn about container availability.
- Search export booking status.
- Review vessel schedule.
- Review empty container information.
- Make reservations in the GCT-Bayonne appointment system.

Any Questions? Contact Port Truck Pass:

Phone: 877-822-9296

Website: www.porttruckpass.com

Email: customerservice@porttruckpass.com

TRUCK REPLACEMENT PROGRAM

Who is Eligible?

Independent owner operators or licensed motor carriers that own port drayage trucks with Engine Model Years (EMY) 2006 or older that frequently serve the port (at least 150 times in the last 12 months) and who agree to continue to serve the port frequently with the replacement truck for five years.

How Does the Program Work?

It covers up to 50 percent of the cost of a replacement truck or a maximum of \$25,000, whichever is less. Applicants may only apply for grant funding for a maximum of two replacement trucks. The process may take from 45 to 60 days before one can receive their new truck.

What Are the Benefits?

- Newer trucks with cleaner, lower emitting engines.
- Newer trucks with greater fuel efficiency and less maintenance.

How Do I Apply?

- Check out the list of dealers in the TRP Dealership Network online, and obtain an application at www.panynj.gov/port/en/our-port/sustainability/truck-replacement-program.html
- For assistance in filling out the grant application: 866-515-1716 or panynj@tetrattech.com.

OVERWEIGHT CORRIDORS AND PERMITTING NEW JERSEY

Regular Operations

The gross weight of vehicles in regular operations (operating without a special permit) is governed by state axle limits and the state's table of maximum gross weights.

Summary of New Jersey Truck Weight Limits for Vehicles in Regular Operations

Single Axle	20,000 lbs. on Interstate highways 22,400 lbs. on non-Interstate highways
Tandem Axle	34,000 lbs.
Tridem Axle	n/a
Gross Weight	80,000 lbs. 5 Axles
Other	5 percent weight tolerance

Permits for Overweight Vehicles

The Chief Administrator of the New Jersey Motor Vehicle Commission sets the rules and regulations for issuing special written permits. These permits authorize applicants to operate or move vehicles, vehicle combinations, or special mobile equipment for transporting one-piece loads that cannot be dismembered, dismantled, or divided to comply with the state's weight limits.

To apply for a permit for overweight vehicles visit: nj.gotpermits.com

For more information on applying for a New Jersey over-dimensional permit visit:

www.state.nj.us/transportation/freight/trucking/oversize.shtm

OVERWEIGHT CORRIDORS AND PERMITTING NEW YORK

Regular Operations

The gross weight of vehicles (GVW) in regular operations (operating without a special permit) is governed by state axle limits and the state bridge formula, which is adopted from the Federal Bridge Formula (FBF). Vehicles with a GVW under 71,000 pounds may use the state bridge formula or an alternative equation of 34,000 pounds plus 1,000 pounds for each foot of distance between the extreme axles. Vehicles with GVW greater than 71,000 pounds must use the federal bridge formula.

Summary of New York Truck Weight Limits for Vehicles in Regular Operations

Single Axle	20,000 lbs. on Interstate highways 22,400 lbs. on non-Interstate highways
Tandem Axle	34,000 lbs. on Interstate highways 36,000 lbs. on non-Interstate highways
Tridem Axle	Per Federal Bridge Formula (FBF)
Gross Weight	80,000 lbs. 5 Axles
Other	800 lbs. per inch of tire width 11,200 lbs. per wheel

Permits for Overweight Vehicles

The Commissioner of Transportation and the Department of Transportation (DOT) issues permits for the movement of overweight vehicles. These permits are not valid on any highway within any city not wholly included within one county. The New York State Department of Transportation (NYSDOT) is authorized to declare rules and regulations concerning overweight permits.

For help with permitting, contact the NYSDOT at: 518-485-2999 or 888-783-1685.

For more information on applying for NYSDOT over-dimensional permits visit: www.dot.ny.gov/nypermits

OVERWEIGHT CORRIDORS AND PERMITTING NEW YORK CITY

Permits for Overweight Vehicles

Unless otherwise signed, vehicles not exceeding the size and weight restrictions (13 feet 6 inches high, 8 feet wide, and 55 feet long) are permitted to travel on most city roadways providing they follow the Truck Route Network. Vehicles exceeding the maximum dimensions must obtain a daily over-dimensional vehicles permit for each portion of a trip. For example: one permit is needed to travel to a destination within the city and another is needed to travel back out. Over-dimensional permits are payable by certified bank check or money order to the New York City Department of Transportation (NYCDOT). A 48-hour lead-time is needed from the date of the receipt of the application and the applicable payment. (Overnight payments are accepted for a fee of \$35.00 each.) For help with daily over-dimensional permits, contact the NYCDOT at: 212-839-6341.

Port Authority Goethals Bridge

At the Goethals Bridge, semi-trailers up to 73 feet six inches in total length that do not exceed a total weight of 90,000 pounds and are carrying sealed shipping containers are allowed to use a specified route without daily over-dimensional permits from NYCDOT.

Checklist for Obtaining an Authorization Letter from the Port Authority of New York and New Jersey to Cross the Goethals Bridge with an Overweight Sealed Ocean Container:

1. Obtain a valid Annual Ocean Borne Containerized Cargo multiple-trip permit from the New Jersey Department of Transportation (NJDOT). Truck drivers must have this permit in their possession at time of transport. For more information about NJDOT permits visit: www.state.nj.us/transportation/freight/trucking/oversize.shtm
2. Obtain a coterminous annual approval letter from the Port Authority by submitting a request and a copy of a valid NJDOT permit to: SIBOperations@panynj.gov. Once approved, the Port Authority will issue an annual authorization letter that that will expire on the same date as the NJDOT Annual Ocean Borne Containerized Cargo multiple-trip permit. Allow three to five business days for processing.
3. Contact the Staten Island Bridge communications desk at: 718-390-2501, 15 to 30 minutes prior to your desired crossing time, to obtain permission to use the desired time slot. The operator must:
 - Possess a copy of the valid letter from the Port Authority authorizing such movements and a valid Annual Ocean Borne Containerized Cargo multiple-trip permit issued by the NJDOT.
 - Maintain a minimum separation of 1,000 feet between the individual tractor trailer units moving the container cargo, when crossing the Goethals Bridge.

PORT AUTHORITY BRIDGE AND TUNNEL RESTRICTIONS

Vehicular Size Limitations

Height Limits

George Washington Bridge/Lower	13 feet 6 inches
George Washington Bridge/Upper	13 feet 6 inches
Lincoln Tunnel*	13 feet
Holland Tunnel*	12 feet 6 inches
Goethals Bridge	14 feet
Outerbridge Crossing	14 feet
Bayonne Bridge	14 feet

No trucks with three or more axles allowed.

Width Limits

George Washington Bridge/Lower	8 feet 6 inches
Lincoln Tunnel*	8 feet 6 inches
Holland Tunnel*	8 feet
Goethals Bridge	8 feet 6 inches
Outerbridge Crossing	8 feet 6 inches
Bayonne Bridge	8 feet 6 inches

No trucks with three or more axles allowed.

Oversized Vehicles

Operators of oversized vehicles must call the applicable Facility Communications Desk prior to their trip for approval (See the Important Telephone Numbers section).

Additional Restrictions

George Washington Bridge

All trucks must use the upper level of the George Washington Bridge. Violators are subject to summons and/or fines.

Holland Tunnel

The following restrictions are in place until further notice: Only two- and three-axle single-unit trucks are allowed. No tractor trailers, three-axle dual-unit trucks, or trucks with four or more axles are allowed in either direction.

Lincoln Tunnel

No trucks are permitted in the center tube of the Lincoln Tunnel.

Propane Restrictions

Propane may not be transported through the Lincoln or Holland tunnels or across the lower level of the George Washington Bridge.

E-Z Pass Speed Limits

Toll lane speed limits may vary in dedicated E-Z Pass and staffed toll lanes. All posted speed limits at Port Authority crossings must be obeyed. Motorists who speed risk fines and/or summons, points on their licenses, as well as suspension or revocation of E-Z Pass privileges.

Cashless Tolling

Cash is no longer accepted at the Bayonne Bridge, Goethals Bridge and Outerbridge Crossing. Toll payment is accepted via E-ZPass tag or Tolls by Mail. Sign up for E-ZPass at www.ezpassny.com.

Important Telephone Numbers

Facility Communication Desk Telephone Numbers (Available 24/7)

George Washington Bridge	201-346-4100
Lincoln Tunnel	201-617-8115
Holland Tunnel	201-360-5000
Goethals Bridge	718-390-2502
Outerbridge Crossing	718-390-2502
Bayonne Bridge	718-390-2502

Customer Connection

800-221-9903 (Recorded information 24/7)

For additional Truck and Special Vehicle Resources visit: www.panynj.gov/truckersresources



DO'S AND DON'TS FOR A TROUBLE FREE VISIT

DOs

- ✓ **DO** have your TWIC, RFID TAG, and SeaLink® card in your possession and readily accessible when entering the facility.
- ✓ **DO** check your insurance with the Steamship Line prior to arriving at the terminal.
- ✓ **DO** check PTP/TIPS, terminal websites or mobile app for vessels open for receiving and confirm both insurance and booking numbers are valid prior to dropping off an export container. You should also call the Steamship Line for any additional instructions pertaining to dropping off the export load.
- ✓ **DO** check websites or mobile app for direction of empty returns prior to dropping off an empty container.
- ✓ **DO** ensure there are no holds on the container (freight, customer, demurrage, customs, etc) prior to picking up an import load.
- ✓ **DO** your research and confirm with the Steamship Line about gen set needs prior to dispatching to the pier.
- ✓ **DO** refer to PTP/TIPS or terminal website for reefer processing guidelines and gen set requirements.
- ✓ **DO** obey all speed limit regulations on terminal. Please check the terminal tabs for specific speed limits.
- ✓ **DO** wear your safety vest at all time on terminal.
- ✓ **DO** travel in designated roadways only. Keep travel lanes open for all RTG's and RMG's.
- ✓ **DO** park in designated areas only.
- ✓ **DO** stay inside your vehicle prior to being serviced on the straddle line. Once the straddle carrier has arrived, stand outside of your vehicle and inside the designated box painted on the ground next to your cab. (Maher & PNCT)
- ✓ **DO** follow all instructions (signage or verbal) in order to prevent delays and the possibility of having to be escorted back to a previous processing area.
- ✓ **DO** ensure that you are properly parked in the correct designated spot. (Maher & PNCT)
- ✓ **DO** proceed to pressure pad and stand on it in order for the gantry crane to load a container onto your chassis. (GCT Bayonne)

DO'S AND DON'TS FOR A TROUBLE FREE VISIT (CONT.)

DON'Ts

- ☒ **Do not** arrive at terminal without checking container status first and ensuring the container is fully available.
- ☒ **Do not** arrive at the pier without knowing if a gen-set is required or what temperature is required for a reefer load.
- ☒ **Do not** arrive at the pier with an export load that is off temperature.
- ☒ **Do not** travel with passenger(s) while on terminal; strictly prohibited.
- ☒ **Do not** exceed the posted speed limit or “piggy back” the driver in front of you when entering the inbound or outbound portal. Doing so can create delays to your visit by being directed to manual processing areas. You should always keep at least 10 ft. between your tractor and the container in front.
- ☒ **Do not** sound truck horns except for an emergency while on terminal.
- ☒ **Do not** drive on the straddle field.
- ☒ **Do not** video tape or photograph while on terminal; strictly prohibited.
- ☒ **Do not** deface terminal property. This will result in prosecution to the fullest extent of the law and a permanent ban from conducting any type of business at the terminal.
- ☒ **Do not** talk on cell phone, text, use social media, play video games, watch movies or any other distracting activities while driving or being serviced on terminal.
- ☒ **Do not** repair or clean equipment while on terminal.
- ☒ **Do not** get involved in any physical or verbal altercations with terminal personnel or another driver. Immediately call terminal security. Be clear as to what location you are at in order for a timely response.
- ☒ **Do not** leave terminal without first ensuring any noticeable damage is indicated on the TIR. You will be held responsible for damages unless indicated.
- ☒ **Do not** leave the area once you have been slotted in your designated interchange spot unless you are prepared to void out.



Terminal Specific Information



Location

APM Terminals
5080 McLester Street
Elizabeth, NJ 07207
www.apmterminals.com

Hours of Operation

Receiving and delivery: 6:00 a.m. - 4:00 p.m.
Reefer receiving and delivery: 6:00 a.m. - 4:00 p.m.

ALL GATE MOVES AT APMT REQUIRE AN APPOINTMENT

<https://www.apmterminals.com/en/port-elizabeth/e-tools/truck-appointment-system>

Gate Procedures

Mandatory Trucker Training

- All truck drivers are required to complete the MANDATORY online safety induction video/quiz in order to access the terminal
- Download the “Visitor HSSE” app. on iOS or Android or visit the website at <https://bit.ly/3ir9t1K> to complete the course.
- Trucking company staff can check the APMT Safety Induction status of their drivers’ by SeaLink # at: <https://visitor-hsse-induction-checker.estudiocactus.com/>
- Truckers obtaining a new SeaLink card will need to retake the Safety Induction Training with their new SeaLink number.

Appointments

- All appointments must be made on the TERMPoint website or APP.
- TERMPoint Customer Support: (866) 855 8552
- Appointments cannot be created/modified/merged after the trucker goes through inbound OCR.
- Only book the amount of empty return appointments that you need per day.

Delivering an Empty

- Driver pulls up to inbound gate after passing through the OCR shed, exits truck, and opens container doors for empty inspection by TIR mechanic.

- After inspection, driver is to open his/her chassis pins in the designated safe area.
- Upon completion of inspection, driver advances to the Kiosk, inserts his/her Sealink® Card and awaits contact by routing checker.
- The following information will be requested by the routing clerk: “Appointment Number?”
- Once the routing process has been completed a trucker receipt will be generated showing the location where the container should be dismounted or parked.
- POTENTIAL PROBLEMS (resulting in equipment rejection or trouble ticket): Empty container dirty or placarded, trucking company banned, no SeaLink® card, container not in system, or container not to be returned to this terminal, invalid or missing RFID.

Picking up an Empty

- Driver advances to the kiosk and inserts his/her Sealink® Card.
- The following information will be requested by the routing clerk: “Appointment Number?”
- After inspection, driver is to open his/her chassis pins in the designated safe area.
- **Important! All drivers must have in their possession a valid SeaLink® card and driver’s license to exit the terminal.**

- If all is in order, driver will be issued a “Pickup Ticket”. The ticket will assign a container with a yard location.
- The driver simply has to go directly to the row and pickup his container.
- Since the driver is picking up an empty, chances are the container will be substituted for a more accessible empty within the stack. The driver should advance to the row and hand his pickup ticket to the yard checker (in a white pickup truck).
- Once mounted, the driver needs to go through Roadability for container/chassis inspection.

Roadability

- All equipment exiting this terminal must go through Roadability inspection. Failure to do so will result in the driver being turned back at the exit gate.
- Roadability inspections are performed at the Main Roadability building lanes 1 through 12 and the 3 adjacent speed lanes. The speed lanes should only be used if the chassis is in good condition.
- All chassis' requiring minor repair need go through lanes 1 through 12.
- Reefer Roadability is performed at the Reefer shop.
- Two Additional speed lanes are available in the yard as mobile units. If a chassis cannot be easily repaired a “swing bay” is available for chassis swaps.

Outgate Processing

- After the driver has passed through Outbound Readability, he advances to Outbound processing.
- Driver advances to the Pedestal and swipes his pickup ticket through the barcode reader and presses the alert button.
- Driver waits for his Outbound trucker receipt.

Outbound Security

- After receiving trucker receipt, the driver advances to the security booth, exits truck and opens rear door for inspection. (Empties only).
- Driver hands the guard his driver's license, SeaLink® card and trucker receipt for verification.
- If the information on these three items matches, the trucker is allowed to exit the terminal. If there is a discrepancy, he is directed back to driver's assistance.

Problem Resolution

- If a driver receives a trouble ticket at Port Elizabeth, they are instructed to “Driver's Assistance Parking Area” located inside the inbound gate, to the right. There is clear signage to then call 833-APM-TELZ to get assistance.
- At Driver's Assistance, trouble clerks will assist driver and/or contact one of APM's analysts in our Terminal Solutions Center.
- After the problem has been resolved, the driver will proceed to one of two DA kiosks, insert their SeaLink® card and take the new ticket which will complete the transaction.

Terminal FAQ

What is APMT FIRMS code?

- The FIRMS code is E425.

Safety Advisory

All Drivers are required to participate in APMT's Safety Induction prior to accessing the terminal. This only has to be completed once.

<https://www.apmterminals.com/en/port-elizabeth/practical-information/driver-information>

Truckers have the option to download the app named “Visitor HSSE” on iOS or Android, or complete online by visiting <https://bit.ly/2OIBVqm>

Additional APM Contacts

Booking Releases: US.Empty.Delivery@maersk.com

Street Turn Group: NAMDSPGSC@Maersk.com

Empty Termination/Rail Billing Group:

NAMEQUEDO@Maersk.com

Redelivery Group: NAMOUTFLTGSC@Maersk.com

Loaded Rail Billing: NAMRAILBIL@Maersk.com

Export Customer Service: US.EXPORT@Maersk.com

Import Customer Service: US.Import@Maersk.com

APM Trucker violations

Violation	OTR Ban Length (Time)
Not wearing a safety vest while on terminal	2 Weeks
Walking around the terminal/being outside the truck	2 Weeks
Locking/unlocking pins (pinning station violation)	2 Weeks
Parking on an RTG pad	2 Weeks
Walking through the container stacks	2 Weeks
Parking in a container stack/in the pad	2 Weeks
Walking across the lanes to grab a ticket	2 Weeks
Insubordination (cursing, fighting, dangerous behavior)	2 Weeks
Cellphone use/distracted driving	2 Weeks
Speeding while on terminal	4 Weeks
Running a stop sign	4 Weeks
Intentionally running the detention clock on terminal	2 Weeks
Mis-parking container(s)	2 Weeks
Dropping container on terminal against an unresolved trouble ticket	2 Weeks
Dropping container off terminal against an unresolved trouble ticket	2 Weeks
Not completing EIR before exiting the terminal with a container	2 Weeks

Step Program Information

Safety traffic violations result in an immediate deactivation of your Sea Link® Card and inability to perform any moves at APM Terminals until you attend the “STEP” program class which is held every Friday at 9:00AM at APM Terminals Main Building, located at 5080 McLester Street.

Individuals attending must meet in the lobby. Enter main door and immediately take the 1st right to enter class area if open or see security officer who will let you in. You must use your personal vehicle when you come to attend the class. Do not come in your tractor/rig. APM does not have facilities for you to park your truck for this class. Use the employee entrance on Tripoli St. and park in the general parking lot. You should expect to be at the STEP class for about one (1) hour. *

* Please contact PEBHSSE@apmterminals.com for remote option during COVID19 constraints.

APM TERMINAL PORT ELIZABETH / EMPLOYEE CONTACT LIST

TITLE	NAME	OFFICE PHONE 908-558	CELL PHONE	FAX 908-558	E-MAIL
SENIOR LEADERSHIP TEAM					
Managing Director - Port Operations	Jon Poelma	6006	862-579-7661	6481	jon.poelma@apmterminals.com
Assistant to Managing Director/Office Manager	Elvira Ricks	6267	908-966-1279	6481	elvira.ricks@apmterminals.com
Chief Operations Officer	Courtney Robinson	6219	908-966-1837	6146	courtney.robinson@apmterminals.com
General Manager - Client Services & Support	Giovanni Antonuccio	6292	908-966-2779	6481	giovanni.antonuccio@apmterminals.com
Director - Finance	Alyce Garrett	6402	TBD	6146	alyce.garrett@apmterminals.com
Director - HSSE & Facilities	Kevin Dickman	6214	862-400-7719	6378	kevin.dickman@apmterminals.com
Director - Strategy & Planning	Jennifer Murphey	6240	908-966-2119	6146	jennifer.murphey@apmterminals.com
Director - Yard & Gate Operations	Joseph W. Stelke	6292	908-966-2694	6146	joseph.w.stelke@apmterminals.com
Director - Vessel Operations	Daniel Jones	6224	908-966-1821	6146	daniel.L.jones@apmterminals.com
Director - Rail Operations & ERC	Cecily Holmes	6000	202-262-8486	6146	cecily.holmes@apmterminals.com
Director - Maintenance & Equipment	Kevin Dickman	6214	862-400-7719	6378	kevin.dickman@apmterminals.com
Director - Transformation	Charlie Coombs	6420	908-365-9697	6481	charlie.coombs@apmterminals.com
Director - Labor Relations	John D. Williams	6250	908-966-1991	6216	john.d.williams@apmterminals.com
CUSTOMER SERVICE & DEMURRAGE					
Terminal Solutions Center	1-866-855-8552	-	-	-	tsc@apmterminals.com
Demurrage	1-866-855-8552	-	-	-	amrdemurrage@apmterminals.com
Billing, AP/AR	-	-	-	-	AMRCustomerRelations@apmterminals.com
STRATEGIC RESOURCE CENTER					
SRC - Manager	Mary Maxwell	6121	862-400-7216	6146	mary.maxwell@apmterminals.com
SRC - Manager	Nick Saville	6210	508-272-2007	6146	nicholas.saville@apmterminals.com
SRC - Assistant Manager (Import & Empty Planning)	Shane Bridges	704-571-2930	980-966-1825	6146	shane.bridges@apmterminals.com
SRC - Assistant Manager (Import & Empty Planning)	Brian Steves	6598	862-400-7021	6146	brian.steves@apmterminals.com
SRC - Assistant Manager (Exports)	Savannah Mack	704-571-2298	704-676-2948	6146	savannah.mack@apmterminals.com
SRC - Assistant Manager (Exports & Vsl Scheduling)	Carey Davidson	704-571-2841	704-778-9584	6146	carey.davidson@apmterminals.com
SRC - Assistant Manager (Vessel Labor Orders)	Rich Orzechowski	6293	908-966-1825	6146	richard.orzehowski@apmterminals.com
SRC Team Distribution	-	-	-	-	pebstrategy@apmterminals.com
VESSEL OPERATIONS					
Shift Manager	John Bradford	6224	478-318-1554	6096	john.bradford@apmterminals.com
Shift Manager	Nicholas Saville	6210	508-272-2007	6096	nicholas.saville@apmterminals.com
Shift Manager	Jared Frank	6224	781-424-0559	6096	jared.frank@apmterminals.com
Shift Manager	Gregory Turcotte	6224	862-400-7134	6096	gregory.turcotte@apmterminals.com
Shift Manager	Adam DiPasquale	6294	862-400-7021	6096	adam.dipasquale@apmterminals.com
Vessel Operations Team	-	-	-	-	PEBVessel@apmterminals.com
YARD OPERATIONS					
Yard Manager	Jason Kratsch	6294	862-272-2348	6146	jason.kratsch@apmterminals.com
Pre-Mounts, CDL Drays, Misc.	Tyler Condit	6131	908-380-7972	6146	PEBYard@apmterminals.com
Heavy Lift/OOG	Jason Kratsch	6294	862-272-2348	6146	jason.kratsch@apmterminals.com
Yard Operations Team Distribution	-	-	-	-	PEBYard@apmterminals.com
Heavy lift Quoting - stripping/stuffing	Heavylift Clerk (ILA)	6374	-	-	newarkheavylift@apmterminals.com
MAINTENANCE					
Asst. Manager - Facility Maintenance	Michael Barrera	6498	908-966-1861	6378	michael.barrera@apmterminals.com
Manager, RTG & Container Handling Equipment	Todd Keller	6433	908-305-1261	6378	todd.keller@apmterminals.com
Power Shop Manager	Christopher Macisaac	6320	908-966-0791	6378	christopher.macisaac@apmterminals.com
GATE OPERATIONS					
Manager	Catherine Hunt	6291	862-400-7186	6456	catherine.hunt@apmterminals.com
Asst. Manager - Gate Operations	Alex Newby	6531	908-956-2081	6456	alexander.newby@apmterminals.com
Gate Operations Team	-	-	-	-	nwkgate@apmterminals.com
SHIP-TO-SHORE CRANES					
Crane Manager	Chris Grech	6419	908-966-9137	6393	Chris.D.Grech@apmterminals.com
M&R, ROADABILITY & REEFER OPERATIONS					
Manager - M&R/Roadability	Cathy Capriotta	6204	908-966-1603	6378	cathy.capriotta@apmterminals.com
Assistant Manager / Reefer Ops	Matthew Connolly	6202	908-348-3917	6378	matthew.connolly@apmterminals.com
RAIL OPERATIONS					
Manager	Anthony Venterosa	6224	908-967-1691	6146	anthony.venterosa@apmterminals.com
Rail Operations Team Distribution	-	-	-	-	PEBRail@apmterminals.com
IT SYSTEMS AND SUPPORT					
General Manager	Matt Ward	6302	908-966-1815	6168	matthew.ward@apmterminals.com
Manager	Sanjay Sharma	6377	908-966-1858	6168	sanjay.sharma@apmterminals.com
HEALTH, SAFETY, SECURITY & ENVIRONMENT					
Manager (Safety)	Vincent Giglio	6394	908-966-1848	6378	vincent.giglio@apmterminals.com
Manager (FSO & Security)	Marc Conenna	6333	908-966-1813	6378	marc.p.conenna@apmterminals.com
Manager (Environmental)	Floyd Campbell	6394	201-961-4256	6378	floyd.campbell@apmterminals.com
HSSE Team Distribution	-	-	-	-	PEBHSse@apmterminals.com
ILA WORKFORCE AND DEVELOPMENT					
Manager - ILA Payroll Training & Administration	Shawn McCoy	6118	908-403-0123	6216	shawn.m.mccoy@apmterminals.com
Asst. Manager - ILA Hiring & Workforce Development	Pasquale Ciccarella	6117	908-966-3991	6097	pasquale.ciccarella@apmterminals.com



Location

GCT Bayonne

302 Port Jersey Blvd.

Jersey City, NJ 07035

www.globalterminalsbayonne.com

Hours of Operation

Single Move: 6:00 a.m. - 4:00 p.m.

Reefer: 6:00 a.m. - 3:00 p.m.

Out of Gauge: 6:00 a.m. - 3:00 p.m.

Double Move: 6:00 a.m. - 3:30 p.m.

Reservation Required: 6:00 a.m. - 1:00 p.m.

Hours for containerized cargo that is overweight or overwidth are as follows: **8:00am-3:00pm**

Break bulk and heavy lift cargo moves are by appointment only.

Making your Visit to GCT Bayonne Quick and Efficient

At GCT Bayonne, the trucking community is a vital part of our business and we want to make sure your visit runs smoothly. There are several ways for you to confirm that the cargo you are coming to pick up is available before entering the facility:

Reservation Required: 6:00 a.m. - 1:00 p.m.

Check cargo availability: <http://payments.gcterminals.com/GlobalTerminal/globalSearch.do>

GCT Bayonne Truck Reservation Cheat Sheet

- Log on to www.porttruckpass.com.
- Click the "Reservations" tab.
- Click "Add Visit" to create a new appointment.

Single moves

To make a single pickup import reservation:

- Container number.
- Trucker license plate.
- Enter the desired timeslot.

To make a single empty drop off reservation:

- Do not enter the container number.
- Steamship line of container.
- Size/type for container.
- Trucker license plate.
- Enter the desired timeslot.

To make a single export drop off reservation:

- Container number.
- Booking number.
- Trucker license plate.
- Enter the desired time slot.

To make a single pick up empty reservation:

- Booking number.
- Trucker license plate.
- Enter the desired time slot.

Double moves

To make an empty drop off/pickup import reservation:

- Empty in needs steamship line and size/type. (Do not enter container number.)
- Load out needs container number.
- Trucker license plate.
- Enter the desired time slot.

To make an export drop off/empty pickup reservation:

- Load in needs container and booking number.
- Empty out needs booking number.
- Trucker license plate.
- Enter the desired time slot.

Appointment System FAQs

Can I make an appointment for containers that are still on a vessel?

No. Only containers that are in accessible yard locations are available for appointments. In this scenario, the container would have to be picked up during non-appointment hours.

Can I make an appointment for a container that has a Customs or freight hold?

No. The container needs to be fully available before you can schedule an appointment.

Will all steamship lines be participating in the appointment system?

Yes. All containers for all steamship lines require an appointment during the designated time period.

Can I make an appointment for a container that is already in demurrage?

No. Demurrage must be settled before you can schedule an appointment.

Will reefers be included in the appointment system?

Yes. Appointments will be required for all container equipment types.

What information will a dispatcher need to make an appointment?

They will need access to the system through the TIPS website to make the appointment.

For an import pickup, they must know the container number and the truck license plate number.

For an empty return, they need the container steamship line and size/type, and the truck license plate number.

For an export return, they need the container number, booking number, and the truck license plate number. For an empty pickup, they need the booking number and the truck license plate number.

Can an appointment be made for an Export Drop off before or after the ship's receiving window?

No. The system will not allow such an appointment. The current receiving and cutoff rules apply to appointments.

How long does my appointment timeslot last?

The timeslot is booked for one hour. However, we allow a 30-minute lead time on the front and back end of each slot. So, in effect, you have a two-hour window for each appointment.

What happens if I need to change the truck license plate after I already booked an appointment?

You can edit the license plate on any existing appointment.

Is it possible to change the timeslot on an existing appointment?

Yes. You can edit the timeslot for an existing appointment to any other available timeslot.

Appointment System FAQs (continued)

Can I cancel an existing appointment?

Yes. There is an easily accessible "cancel" button on all appointments. You are strongly advised to cancel any appointment you are unable to keep.

Will I be allowed to make multiple appointments at one time?

Yes. Motor carriers are able to make multiple appointments at the same time.

Is there a limit to how many appointments each truck can make per hour?

Yes. Our policy is one appointment per hour per license plate.

When will the window to book an appointment timeslot begin?

The system is open for scheduling from 6:00 a.m.-6 p.m. every day the terminal is open.

Terminal FAQs

What is GCT-Bayonne FIRMS code?

- The Firm code is E364.

GCT BAYONNE / EMPLOYEE CONTACT LIST

TITLE	NAME	OFFICE PHONE 201-706	E-MAIL
SENIOR LEADERSHIP TEAM			
VP - Operations	Mark Kiely	4005	mkiely@globalterminals.com
VP - Maintenance	Patrick Howell	4158	phowell@globalterminals.com
Director - Finance	Anita Chester	4038	achester@globalterminals.com
Director - Gate Operations & Appointments	Mike Verney	4014	mverney@globalterminals.com
Director - Marine Operations	Vincent Artese	4123	vartese@globalterminals.com
Director - Terminal Operations	Brian Jackson	718-683-3221	bjackson@globalterminals.com
Director - Maintenance & Repair	Brian Boruch	4019	bboruch@globalterminals.com
Director - Yard	Matt Norton	4025	mnorton@globalterminals.com
Senior Manager - Power Equipment	Ben Nesimi	4040	bnesimi@globalterminals.com
Director - Management Resource Center	Robert Hackett	4139	rhackett@globalterminals.com
Director - Safety & Security	George Reynolds	4030	greynolds@globalterminals.com
Director - Cranes & Container Handling Equipment	Steve Simpkin	4116	ssimpkin@globalterminals.com
Sr. Manager - Rail Operations	Steven Garaffa	4130	sgaraffa@globalterminals.com

LINE	OFFICE PHONE	E-MAIL
CUSTOMER SERVICE		
Customer Service	646-461-4515	customerservice-admin@globalterminals.com
Truck Reservation Help Desk	201-706-4242	truck.reservation@globalterminal.com
Safety protocols for drivers entering the facility: Visit: globalterminalsbayonne.com		

DEPARTMENTS	E-MAIL
OPERATIONAL DEPARTMENTS	
Container Handling Equipment	che-nj@globalterminals.com
Maintenance and Repair	maintenance-nj@globalterminals.com
Maintenance and Repair, Reefer	maintenance-nj@globalterminals.com
Safety and Security	greynolds@global-terminal.com
Information Technology	it-nj@globalterminals.com
Operations- Marine	marine-nj@globalterminals.com
Operations- Yard	yard-nj@globalterminals.com
Operations- Rail	rail-nj@globalterminals.com
Trucker Assistance	customerservice-usa@globalterminals.com
Finance- Accounts Receivable	ar-usa@globalterminals.com
Finance- Accounts Payable	ap-usa@globalterminals.com
Finance- Billing	billing-usa@globalterminals.com



Location

GCT New York
300 Western Avenue
Staten Island, NY 10303
www.globalterminalsnewyork.com

Hours of Operation

Single move: 8:00 a.m. - Noon, 1:00 p.m. - 4:00 p.m.
Double move: 8:00 a.m. - Noon, 1:00 p.m. - 3:30 p.m.
Hazmat cargo: 8:00 a.m. - Noon, 1:00 p.m. - 3:00 p.m.
Reefers: 8:00 a.m. - Noon, 1:00 p.m. - 3:30 p.m.
Out of gauge: 8:00 a.m. - Noon, 1:00 p.m. - 3:00 p.m.
(Wednesday and Thursday only)

Terminal FAQs

How do I pay for charges?

Companies with credit accounts can guarantee charges online at www.globalterminalsnewyork.com. Visa and MasterCard are accepted. Other payment options include wire transfers, certified checks, and money orders. Company checks are accepted dependent on credit status.

Where do I return an empty container?

Check terminal website for daily information.

What is GCT-New York FIRMS code?

The FIRMS code is 114.

Do I have an account with GCT-New York?

Contact the billing department at billing-usa@globalterminals.com or call customer support at: 718-683-3210.

How much demurrage is due on a container?

Check our website or call customer support at: 718-683-3210.

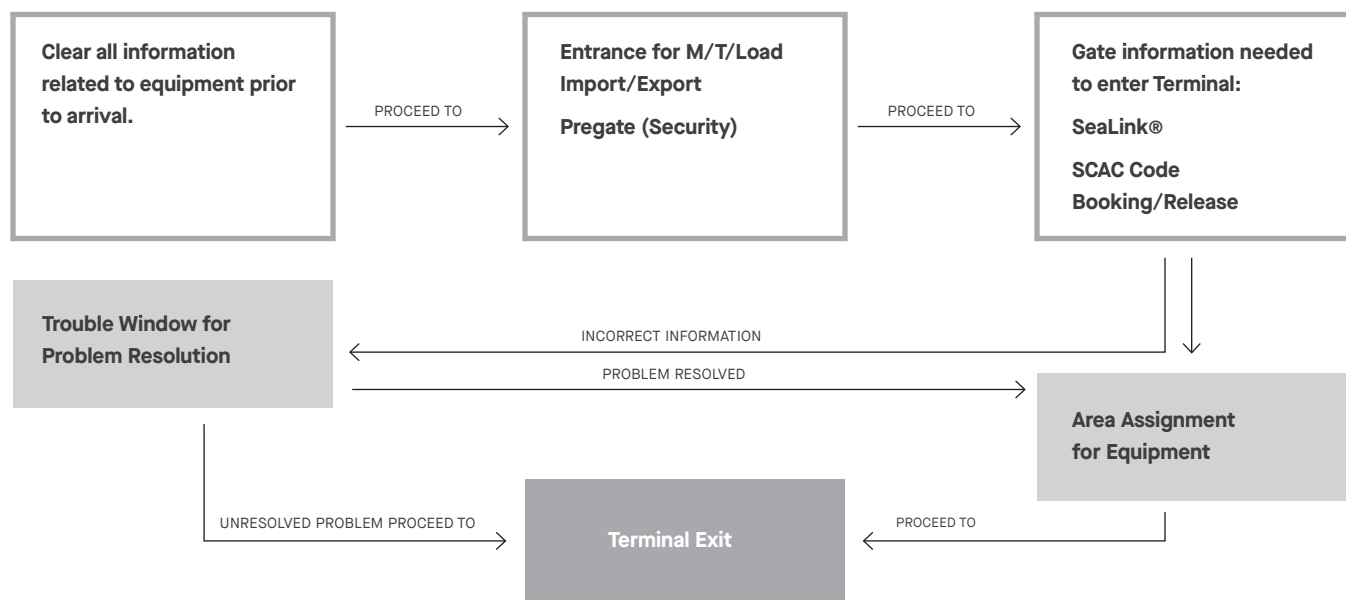
GCT New York Toll Reimbursement Program

The GCT New York Toll Reimbursement Program was developed to provide relief from toll increases to truckers doing business at the terminal. The program, supported by the Port Authority of New York and New Jersey, reverts tolls back to 2008 rates. It applies to the major Staten Island connectors, including the Goethals Bridge, the Bayonne Bridge, and the Outer Bridge Crossing.

Any trucker that does business with GCT New York LP and uses E-ZPass® to pay Staten Island bridge tolls is eligible to participate in the program. Reimbursements are deposited by Electronic Fund Transfer (EFT) directly into your ACH account each week. If you do not have E-ZPass®, you can sign up at www.e-zpassny.com/en/home/index.shtml.

For questions about the program, contact customer service at: 718-683-3245 or visit the FAQ page at www.globalterminalsnewyork.com/toll-reimbursement-faq.

GCT NY GATE PROCESS



GCT NEW YORK / EMPLOYEE CONTACT LIST

TITLE	NAME	OFFICE PHONE 718-568	E-MAIL
SENIOR LEADERSHIP TEAM			
VP Operations	Bob Nixon	1842	bnixon@globalterminals.com
VP Maintenance and Repair	Thomas Fallon	1714	tfallon@globalterminals.com
Director - Terminal Operations	Michael Lubrano	1730	mlubrano@globalterminals.com
Director - Safety & Security	Dan Zaleski	1723	dzaleski@globalterminals.com
CUSTOMER SERVICE			E-MAIL
Customer Service		646-461-4515 or ext 1700	customerservice-usa@globalterminals.com
DEPARTMENTS			E-MAIL
OPERATIONAL DEPARTMENTS			
Finance & Administration- Accounts Receivable			ar-usa@globalterminals.com
Finance & Administration- Accounts Payable			ap-usa@globalterminals.com
Finance & Administration - Billing			billing-usa@globalterminals.com
Information Technology			it-ny@globalterminals.com
Maintenance & Repair			maintenance-ny@globalterminals.com
Operations - Marine			marine-ny@globalterminals.com
Operations - Yard			yard-ny@globalterminals.com
Operations - Rail			rail-ny@globalterminals.com
Power Shop			power-ny@globalterminals.com
Safety & Security			aseaman@globalterminals.com
Toll Reimbursement Program			tolls-ny@globalterminals.com
Vessel Empty Container Requests			marine-ny@globalterminals.com
Yard/Gate/Container Inquiries			yard-ny@globalterminals.com
GCT New York AQI Back-in			aqi-ny@globalterminals.com
Reefer Trailer		718-568-1891	reefertrailer-ny@globalterminals.com
Hiring Agents			hiringagents-ny@globalterminals.com
Strategic Support			atung@globalterminals.com



Location

Maher Container Terminal

Building 1210

Corbin Street

Port Elizabeth, NJ 07201

Phone: 908-527-8200 (Day)

908-693-9157 (Night)

908-370-9538 (Alt. Night)

<http://www.maherterminals.com>

Hours of Operation

Main Terminal

Single Move Import Delivery: 6:00 a.m. - 7:00 p.m.

Single Move Export Return: 6:00 a.m. - 7:00 p.m.

Single Move Empty Delivery: 6:00 a.m. - 6:00 p.m.

Single Move Empty Return: 6:00 a.m. - 6:00 p.m.

Double Moves: 6:00 a.m. - 6:00 p.m.

Hazardous Cargo Receiving: 6:00 a.m. - 4:00 p.m.

Reefer Processing Single Move

Import Delivery: 6:00 a.m. - 7:00 p.m.

Reefer Processing Single Move

Export Return: 6:00 a.m. - 7:00 p.m.

Reefer Processing Single Move

Empty Delivery: 6:00 a.m. - 6:00 p.m.

Reefer Processing Single Move

Empty Return: 6:00 a.m. - 6:00 p.m.

Off Terminal Depots

Maher Empty Depot at Columbia

Hours: 6:00 a.m.–6:00 p.m.

1100 Polaris Street

Port Elizabeth, NJ 07201

Phone: 973-589-8055

Specialized Cargo

A crane appointment is necessary for cargo that is 11-feet or wider. An appointment must be scheduled and payment for crane charges must be guaranteed prior to services being rendered. Contact customersupport@maherterminals.com for pricing and information on how to set up an appointment with our Yard Department.

Gen-set needs must be confirmed with the Steamship Line prior to dispatching your trucker to the pier.

Maher Terminals Trucker Receiving and Delivery Requirements

Import Delivery

- Valid TWIC, SeaLink® and RFID Tag.
- Container number.
- Bill of Lading number.

Empty Delivery

- Valid TWIC, SeaLink® and RFID tag.
- Steamship Line.
- Booking number.
- Container length, height, and type.

Receive Export

- Valid TWIC, SeaLink® and RFID tag.
- Steamship Line.
- Export Booking number.
- Container length, height, and type.
- Hazardous Cargo documentation***.
- Over dimensional measurements***.
- Reefer commodity and temperature***.

*** If applicable.

Receive Empty

- Valid TWIC, SeaLink® and RFID tag.
- Steamship Line.
- Container length, height, and type.

Terminal FAQs

How do I pay for charges?

Visa, Mastercard, Discover and American Express are accepted online www.maherterminals.com. Other payment options accepted are wire transfers, money orders, certified check or PayCargo. Company checks are accepted dependent on credit status.

Where do I return an empty container?

Check company website or use mobile app for daily information.

What is Maher's FIRMS code?

The FIRMS code is E416

How do I access Maher's website?

Go to www.maherterminals.com and click on the link for the Customer Service Package. Next, fill out the New User form or call 908-436-4844 for assistance.

Do I have an account with Maher?

Contact the credit department at: 908-527-8200 (Extension 5418)

How do you find out if a container has been delivered?

Check Maher Terminals website <http://www.maherterminals.com> or contact Maher Terminals Customer Support Department at 908-436-4844 or customersupport@maherterminals.com.

How much demurrage is due on a container?

Use online Customer Service Package to check container status or contact customer support at: 908-436-4844 or customersupport@maherterminals.com.

Which trucking company picked up my container?

Contact customer support at: 908-436-4844 or customersupport@maherterminals.com.

MAHER TERMINAL PORT ELIZABETH / EMPLOYEE CONTACT LIST

DEPARTMENTS	OFFICE PHONE 908-527-8200 / EMAIL
OPERATIONAL DEPARTMENTS	
Main	908-527-8200
Customer Service	908-436-4844
Accounts Payable	ext 5411
Billing	ext 5417
Container Yard Operations	ext 4100 (6am-5pm)
Yard Help Line	908-436-4839
Night Field Superintendent	908-693-9157
Night Supervisor	4080 or 908-370-9538
Credit & Collections	ext 5418 credit@maherterminals.com
Website and Demurrage Support	908-436-4844 (8am-6pm) customersupport@maherterminals.com
FCL Delivery	ext 4269
FCL Receiving	ext 4266
FCL After 5pm	ext's 4267/4269/4271
Chief Corporate Council	ext 5120
Human Resources	ext 5210
Information Technology Help Desk	ext 5300
Maintenance & Repair	ext 4079
Marine Operations	ext 4322
Marketing Department	ext 5119
Purchasing	ext 5466
Reefer Department	ext 4762
Claims	ext 5205
Safety Department	ext 4593
Security	ext's 4593/5203
Treasury	ext 5445

MAHER TERMINALS EMPLOYEE CONTACT LIST

		PHONE (908) 527-8200			
TITLE	NAME	EXT	CELL	FAX	E-MAIL
FINANCE					
Executive Vice President, CFO	Ron Tonuzi	4480		908-436-4812	rtonuzi@maherterminals.com
BILLING					
Manager, Revenue Accounting	Cheryl Marques	5752		908-436-4853	cmarques@maherterminals.com
Senior Billing Coordinator	Maricela Guzman	5416		908-436-4853	guzman@maherterminals.com
Revenue Accounting Supervisor	Lucy Garcia	5761		908-436-4853	garcia@maherterminals.com
CREDIT & COLLECTIONS					
Director, Treasury Services	Robert Unrath	5445		908-436-4855	unrath@maherterminals.com
Assistant Manager, Treasury Services	Anton Campbell	5766		908-436-4804/4805	acampbell@maherterminals.com
RISK MANAGEMENT DEPARTMENT					
Risk Management Supervisor	Bernadette Frew	5205		908-436-4806	bfrew@maherterminals.com
Workers Compensation Claims Adjuster	Brad Sherwin	5423		908-436-4806	bsherwin@maherterminals.com
OPERATIONS					
Chief Operations Officer	Anthony Murrello	4064		908-436-4804/4805	tmurrello@maherterminals.com
Director, Operations	Larry Monaco	908-693-9161		908-436-4804/4805	lmonaco@maherterminals.com
Director, Systems Administration & Project Development	Joseph McNelis	908-400-4370		908-436-4804/4805	mcnelis@maherterminals.com
CLERICAL SERVICES & OFF TERMINAL DEPOT OPERATIONS					
• Trucker inquiries regarding status with steamship line					
• Off terminal chassis depot truck processing					
• Columbia Coastal off terminal Empty Depot issues					
• Daily scheduling and posting of vessel receiving to Maher web site					
• Processing of rail transfers – imports/exports/empties in/empties out					
Sr. Manager of Administration & Depot Operations	Gerard Zeller	4079	908-568-6578	908-436-4804/4805	gzeller@maherterminals.com
Administrator, Clerical Services & Container Yard	Pat Howlett	4261		908-436-4835	phowlett@maherterminals.com
ILA Chief Receiving Clerk	Dominic Romano	4266		908-436-4836	dromano@maherterminals.com
ILA Chief Delivery Clerk	Tony Perez	4264		908-436-4835	tperez@maherterminals.com
Export Rail Clerk	-	4271		908-436-4835	fstrecclerk@maherterminals.com
Import Rail Clerk	-	4270		908-436-4836	fstdelclerk@maherterminals.com
DATA RESEARCH/CUSTOMER SUPPORT SERVICES					
• Steamship line on terminal inventory control					
• Detention claim processing					
• Coordination of special requests					
Customer Support Representative	Sue Gonzalez	908-436-4844		customersupport@maherterminals.com	
Data Research Representative	Leticia Martinez	5232		dataresearch@maherterminals.com	
Data Research Representative	Mary Jo Tracey	5231		dataresearch@maherterminals.com	
CONTAINER YARD OPERATIONS					
Director, Container Yard Operations	Vincent Cuozzo	4065	908-693-9155	908-436-4845	cuozzo@maherterminals.com
CONTAINER YARD OFFICE – ADMINISTRATION					
• Trucker related issues					
• Scheduling AQI seal checks					
• Inter-terminal transfers					
Administrator, Container Yard	Michele Lindner	4583	908-436-4845	lindner@maherterminals.com	
Administrator, Container Yard	Toni Simonetti	4114	908-436-4845	tsimonetti@maherterminals.com	
CONTAINER YARD PLANNING					
• Empty loading requests					
• Expressrail transfer operation					
• Daily empty receiving and dispatching coordination					
• Empty container reservation					
• Special requests					
Sr. Manager, Container Yard Operations	William Overhand	4075	908-477-1327	908-436-4845	overhand@maherterminals.com
Sr. Superintendent, Container Yard Operations	Stephen Molzon	4070	-	-	tsmolzon@maherterminals.com
Sr. Manager, Container Yard Operations	Kevin Damelio	4067	908-400-5380	-	damelio@maherterminals.com
Asst. Manager, Container Yard Operations	Chip Miller	4068	-	-	wmiller@maherterminals.com
Asst. Manager, Container Yard Operations	Jim Colosi	4074	908-966-4237	-	colosi@maherterminals.com

MAHER TERMINALS EMPLOYEE CONTACT LIST (CONTINUED)

		PHONE (908) 527-8200			
TITLE	NAME	EXT	CELL	FAX	E-MAIL
HEAVY LIFT CARGO					
Executive Vice President, CFO	Kevin Damelio	-	-	-	-
HEAVY LIFT CARGO					
Manager, Container Yard Operations	James McGuire	4080	908-370-9538	-	mcguire@maherterminals.com
MARINE OPERATIONS					
Director, Operations	Larry Monaco	4312	908-693-9161	908-436-4826	lmonaco@maherterminals.com
Director, Marine Operations	Glenn Kipila	4318	908-693-9159	908-436-4826	GKipila@maherterminals.com
Sr. Manager, Marine Planning (Orders)	Terry Coveney	4322	908-693-9154	908-436-4826	tcoveney@maherterminals.com
Sr. Manager, Marine Operations	Lou Renzi	4327	908-693-9152	-	lrenzi@maherterminals.com
Manager, Marine Administration	Vince Spata	4003	908-477-9625	-	vspata@maherterminals.com
Assistant Manager - Team Leader	Manny Cunha	4319	908-370-1740	-	mcunha@maherterminals.com
Assistant Manager - Team Leader	Sandra Fuentes	4101	908-337-4561	-	sfuentes@maherterminals.com
Assistant Manager - Team Leader	Joe Falcone	4332	732-796-5651	-	jfalcone@maherterminals.com
Assistant Manager - Team Leader	Corrado Minervini	4328	908-324-6319	-	cminervini@maherterminals.com
ILA PLANNERS					
Chief Plan Clerk	Robert Wollman	4347	-	908-436-4846	-
Plan Clerk	-	4351	-	908-436-4846	-
Plan Clerk	-	4348	-	908-436-4846	-
Plan Clerk	-	4350	-	908-436-4846	-
Email: fleetstreetplan@maherterminals.com					
Email (bapile): "steamship line name"@maherterminals.com (in EDI format, not bap.)					
TERMINAL M&R OPERATIONS					
Sr. Manager, M & R Services	Gerard Zeller	4079	908-568-6578	908-436-4804/4805	gzeller@maherterminals.com
REFRIGERATED CONTAINER SERVICES					
Sr. Manager, Reefer Operations	Aaron Smith	4761	908-966-3766	908-527-6041	smith@maherterminals.com
Assistant Manager, M&R/ Reefer Operations	Joe Biondi	4571	973-840-9004	-	jbiondi@maherterminals.com
Assistant Manager, M&R/ Reefer Operations	Rodney Law	4762	908-966-5166	-	law@maherterminals.com
MILLENNIUM MARINE RAIL					
Director, Millennium Marine Rail	Tom Curto	4329	732-581-5590	908-436-4824	-
Administrator	Diane Cifelli	4733	-	-	-
Administrator	Joe Shea	4736	-	-	-
SAFETY & SECURITY OPERATIONS					
Director, Safety & Security	Michael Del Viscovo	4002	908-966-1326	908-436-4804/4805	Delviscovo@maherterminals.com
IT OPERATIONS					
Vice President, Information Technology	Laura Markham	4717	908-577-4202	-	lmarkham@maherterminals.com



Location

241 Calcutta Street

Newark, NJ 07114

Phone: 973-522-2200

Fax: 973-465-8826

Website: www.pnct.net

All open trouble tickets will be voided after 6:00 p.m.

Hours of Operation

Single Move Import Delivery: 6:00AM – 6:00PM

Single Move Export Return: 6:00AM – 6:00PM

Reefer Processing: 6:00AM – 4:30PM

Single Move Empty Delivery: 6:00AM – 6:00PM

Double Moves: 6:00AM – 5:00PM

Hazardous Cargo Receiving: 6:00AM – 4:00PM

Heavy Lift/Out of Gauge Lifts: 8:00AM – 4:00PM

General Rules for Truckers

- The speed limit is 15 mph. Stop at all intersections, obey all posted signs, and give the right of way to pedestrians.
- Do not speed. You will be voided out.
- No passengers or pets are permitted to enter PNCT with the truck driver. This especially applies to children. The PNCT will, and reserves the right to turn away, any trucker who violates this rule.
- High visibility vests are required.
- While in the Terminal Yard, you must stay in your truck unless otherwise instructed.
- When parked in the Straddle Grid area, you must exit the truck and stand in the marked safety zone — a three-foot red circle near your front left fender.
- When driving near any equipment or vehicles, make sure the operators are aware of your presence before you drive near them.
- Use of cellular phones within the Terminal Yard is strictly forbidden.
- The terminal entrance is on Export Street. When exiting the yard, be aware of the traffic moving on Export Street.
- While on the Terminal, please keep your truck headlights on for safety. This will help all of us.

Trucker Safety

What is the PNCT's HEART program?

A driver violating any PNCT Safety rules, will be temporarily banned from PNCT until successfully completing the **PNCT HEART** Program.

Hazard

Education

Awareness

Responsibility

Training

- The Driver's Sea link # will automatically be deactivated upon completing their move.
- Depending on the severity of the violation the driver may be voided out on the spot.
- Class is only offered once per week: Thursday at 09:30AM
- No appointments will be scheduled, just show up at 120 Tyler Street.

- Driver must bring Sea link Card, photo ID and copy of violation.
 - Upon completion of class, driver's Sea link # will be reinstated on Friday morning
- *PNCT Reserves the right to extend the duration of the terminal ban depending on severity of the infraction
- *Three strikes and you are out. If you receive three violations you will be permanently banned from the terminal.

Terminal FAQs

How do I pay for charges?

Charges can be paid online at www.pnct.net using Visa and Mastercard. Other payment options include PayCargo, wire transfers, certified checks and money orders.

What is PNCT's FIRMS code?

The FIRMS code for PNCT is F577.

PORT NEWARK CONTAINER TERMINAL / CONTACT LIST

TITLE	NAME	OFFICE PHONE	E-MAIL
SENIOR LEADERSHIP TEAM			
Customer Service and Imports		973-522-2239	customerservice@pnct.net
AMS / Customs		973-522-2256	pnct.ams@pnct.net
Exports		973-522-2228/9	pnct.exports@pnct.net
I.T. Helpdesk		973-522-2511	pnct.it@pnct.net
OPERATIONS			
Director, Terminal Operations	James Jacobsen	973-522-2273	James.Jacobsen@pnct.net
Director, Commercial Services	Mark Ficarra	973-522-2236	Mark.Ficarra@pnct.net
Customer Service Manager	Christine Brady	973-522-2251	Christine.Brady@pnct.net
Gate Operations Manager	Louis Leone	973-522-2242	Louis.Leone@pnct.net
Reefer/M&R Manager	Charlie Ferlisi	973-522-2240	Calogero.Ferlisi@pnct.net
Rail Operations Manager	Mike Sullivan	973-522-2205	pnct.rail@pnct.net
Director, Marine Operations	Daniel Magrino	973-522-2288	Daniel.Magrino@pnct.net



Locations

Brooklyn Terminal

70 Hamilton Avenue
Brooklyn, NY 11231
Phone: 973-522-0999

Port Newark Terminal

138 Marsh Street
Port Newark, NJ 07114
Phone: 973-522-0999
www.redhookterminals.com

Hours of Operation

Brooklyn and Port Newark Terminals

All Moves AM: 8:00 a.m.–11:45 a.m.
All Moves Except Doubles PM: 1:00 p.m.–4:00 p.m.
Double Moves PM: 1:00 p.m.–3:30 p.m.

Terminal FAQs

What is Red Hook FIRMS code?

The FIRMS code code are as follows:
Brooklyn = EAB2
Newark = E066

RED HOOK MARINE TERMINAL / CONTACT LIST

DEPARTMENT	PHONE NUMBER/EMAIL
Customer Service:	973-522-0999 or RHCustServ@RedHookTerminal.com
Deliveries:	RHDel@RedHookTerminal.com
Receiving:	RHRec@RedHookTerminal.com
Vessel Planning:	VPlan@RedHookTerminal.com
General Inquiries:	Info@RedHookTerminal.com

TOP TROUBLE TICKETS – WHAT TO AVOID PRIOR TO ARRIVAL

No reservations

- Make sure you have a reservation if you will be conducting business at a terminal that requires one at certain times. (see GCT Bayonne).

Booking not on file.

- Check the booking number on the marine terminal website or on the Terminal Information Portal System (TIPS).

Booking/equipment size/type required.

- Check the booking for equipment type on the marine terminal website or on the TIPS.

Empty container not allowed.

- Check the marine terminal website at the opening and closing of business each day. This information can also be checked using mobile apps for APM, GCT- Bayonne, Maher, or PNCT.

Booking quantity exceeded for equipment type.

- Check the booking for equipment type and amount on the marine terminal website or on the TIPS.

Internal error, duplicate truck transaction.

- Check with your dispatcher to see if another truck has already picked up the box.

Bkg Haz*No Preadv*Ctr Haz

- Check with your marine terminal to see if a pre-advise is necessary to pick up a hazardous box.

Bill of Lading held by line operator.

- Check the Bill of Lading for freight release on the marine terminal website or on the TIPS.

Booking Tally already reached.

- Check the booking for a tally amount on the marine terminal website or on the TIPS.

Trucker contract with line operator expired. Delivery not allowed.

- Check with the marine terminal for your company's status with the ocean carrier.

Truck driver suspended. Exit the terminal.

- Check with the Truck Service Center about possible SeaLink® suspension or expired/invalid TWIC.

Demurrage only paid through a certain date.

- Check the box availability on the terminal website or on the TIPS.

GLOSSARY OF COMMON TERMS

AQI Exam

Agricultural Quarantine Inspection is an inspection done in order to intercept prohibited plant life, pests, and other hazardous materials.

Bill of Lading (BOL)

A Bill of Lading is a receipt for the cargo and a contract for transportation between a shipper and the ocean carrier which is used as a document of ownership.

Bonded Warehouse

A warehouse designated by U.S. Customs used for a temporary storage area for goods until fees are paid or otherwise properly released and then cleared from customs.

Break Bulk

Break bulk cargo or general cargo are goods that must be loaded individually, and not in intermodal containers nor in bulk as with oil or grain.

C.E.S.

Centralized Examination Station is an exam site designated by U.S. Customs for various exams such as VACIS, CET, etc.

C.E.T. Exam

Contraband Enforcement Team (CET) Exam is a physical examination of cargo normally done to protect from narcotics, drugs, or weapons.

C.F.S.

Container Freight Station is a shipping dock where cargo is loaded/stuffed or unloaded/stripped from containers.

Chassis

A chassis is a wheeled flatbed trailer on which to mount a cargo container for transport.

Delivery Order (D.O.)

A document issued by the consignee or a customs broker as authority to release the cargo to the inland carrier.

FIRMS Code

Facilities Information and Resources Management System is a code assigned by U.S. Customs to freight terminals. It is required on import paperwork, inbound transit orders, and other Customs documents. Facilities with the ability to transmit information directly to U.S. Customs must have this Customs-assigned code.

Gen Set

A gen set is a portable generator which can be attached to a refrigerated container to power the refrigeration unit during transit.

Manifest

A list of all cargo loaded on board a vessel.

OBL

Original Bill of Lading, is a contract of carriage that serves as a title of the cargo and confirms the carrier's receipt of the cargo. When an original bill of lading is issued, two other identical original bills of lading are also printed, and all three original bills of lading are issued together as one contract of carriage.

Per Diem

A fee charged by the Steamship Line upon a trucker due to late return of equipment.

PTT (1W)

Permit to Transfer is issued by U.S. Customs and allows a container that was on Customs hold to be released to a non-CES authorized trucker.

GLOSSARY OF COMMON TERMS (CONT.)

RFID tag

Radio Frequency Identification tagging is an ID system that uses small radio frequency identification devices for identification and tracking purposes. An RFID tagging system includes the tag itself, a read/write device, and a host system application for data collection, processing, and transmission.

RMG

Rail Mounted Gantry Crane is - is a mobile gantry crane used in intermodal operations based on two rails (waterside and landside designations)

RTG

Rubber tyred gantry crane is a mobile gantry crane used in intermodal operations to ground or stack containers. Inbound containers are stored for future pickup by drayage trucks, and outbound are stored for future loading onto vessels.

SCAC Code

Standard Carrier Alpha Code is the recognized transportation company identification code issued by National Motor Freight Traffic Association.

SeaLink ®

SeaLink® is the Port Authority's uniform truck driver identification system. This identification system enables trucks to move quickly and safely through any of our marine terminal gates, speeding the flow of thousands of containers in and out of the port each day.

Shipside Exam (also called Tailgate or Pop and Tap)

An exam done on terminal in which U.S. Customs pops the seal and looks inside the container without handling the cargo.

TIR

Trailer Interchange Receipt is a document showing condition of container/equipment at the time of interchange.

TWIC

The Transportation Workers Identification Credential program is a Transportation Security Administration (TSA) and U.S. Coast Guard initiative in the United States. The TWIC program provides a tamper-resistant biometric credential to maritime workers requiring unescorted access to secure areas of port facilities, outer continental shelf facilities, and vessels regulated under the Maritime Transportation Security Act of 2002, or MTSA, and all U.S. Coast Guard credentialed merchant mariners.

USDA Exam

United States Department of Agriculture Exam is done to check the condition of pests or insect infestation.

UIIA

Uniform Intermodal Interchange and facilities Access Agreement is a standard industry contract between trucker's/drayage companies and water/rail carriers and leasing companies (equipment providers).

VACIS Exam

Vehicle and Cargo Inspection Systems Exam uses gamma ray technology to produce images of tankers, commercial trucks, sea and air containers, and other vehicles for contraband such as drugs, weapons, and currency.

LINKS AND OTHER HELPFUL INFORMATION

Bi-State Motor Carriers

www.bistatemotorcarriers.com

Breaking Waves

www.portbreakingwaves.com

Direct ChassisLink

www.dcli.com

FDA

www.fda.gov

Flexi-Van

www.flexivan.com

GenSet Pool

www.gensetpool.com

Milestone

www.milecorp.com

PA eAlerts

www.paalerts.com

Port Authority of NY & NJ

www.panynj.gov

PortTruckPass

www.porttruckpass.com

TRAC Intermodal

www.tracintermodal.com

Transportation, Logistics, and Distribution LinkedIn Job Board

www.linkedin.com

United Intermodal Interchange and Facilities Access Agreement

www.uiia.org

U.S. Customs

www.cbp.gov

USDA

www.usda.gov

YouTube Workforce Development Playlist

www.youtube.com

Transportation, Logistics, and Distribution LinkedIn Job Board

www.linkedin.com

YouTube Workforce Development Playlist

www.youtube.com

FAQ'S

When will a vessel be open for receiving and when is the receiving cutoff?

Contact the respective Steamship Line or check terminal website/mobile app for daily receiving schedule.

Where are you located?

Check the marine terminal website or the Terminal Tab of this Guidebook.

What are your hours of operation?

Check the marine terminal website or the Terminal Tab of this Guidebook.

What does the driver need to have in order to pick up containers?

All procedures are listed in this Guide Book in the section--"What to Have with You Prior to Arriving at the Gate."

Questions regarding empty containers?

Check the marine terminal website or use the mobile app for daily information.

Terminal Maps

PORT AUTHORITY FACILITY LOCATOR



APM TERMINALS

GCT NEW YORK

GCT BAYONNE

1 PORT NEWARK / ELIZABETH PORT AUTHORITY MARINE TERMINAL

2 HOWLAND HOOK MARINE TERMINAL

MAHER TERMINALS

PORT NEWARK CONTAINER TERMINAL

RED HOOK CONTAINER TERMINAL

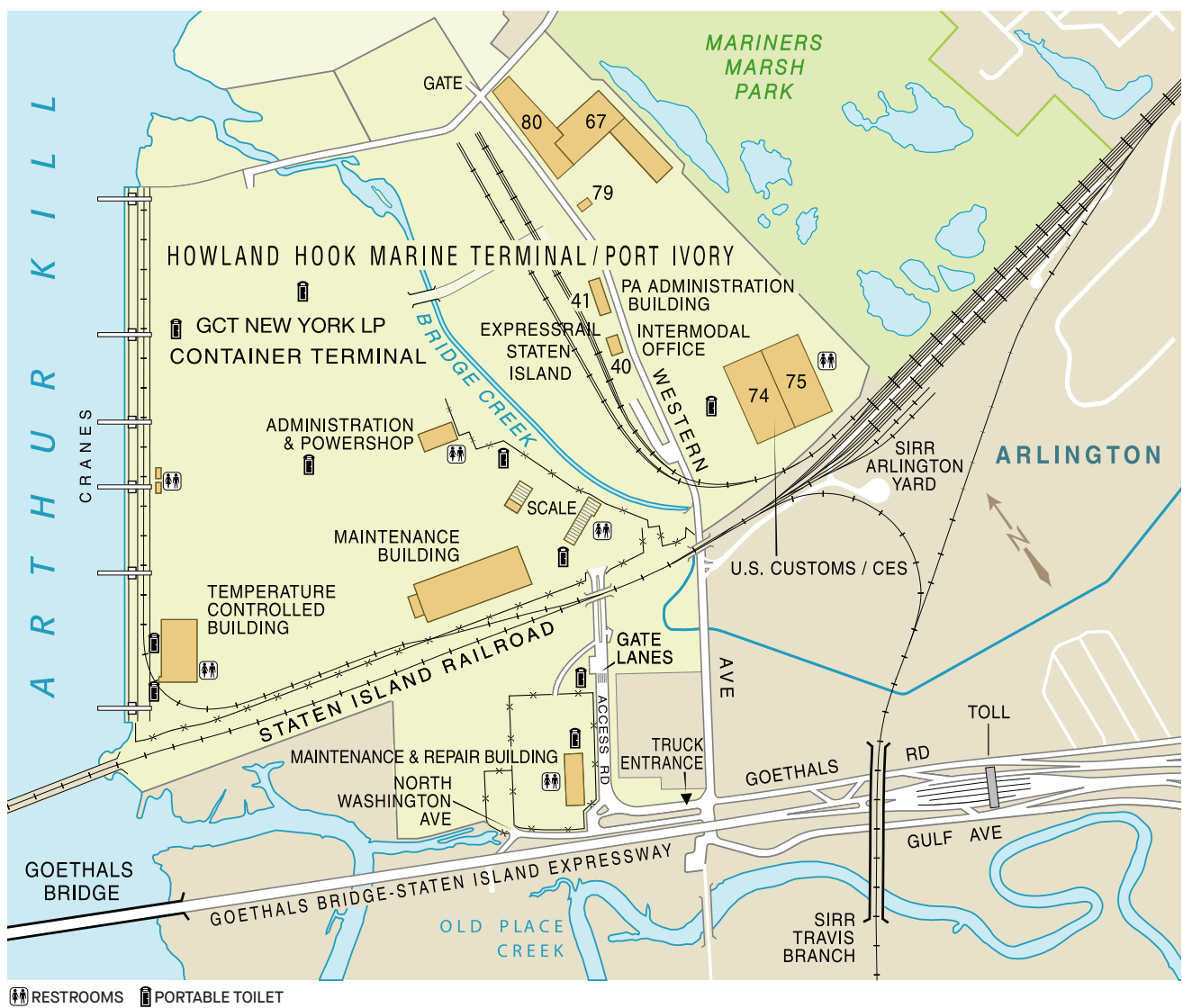
3 PORT JERSEY PORT AUTHORITY MARINE TERMINAL

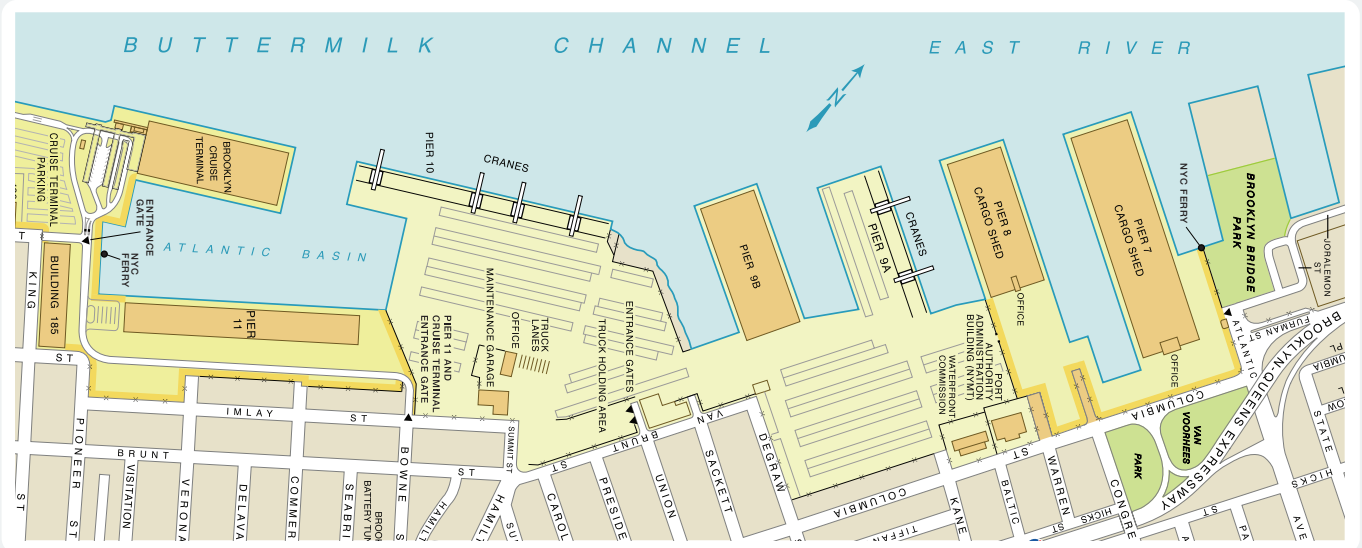
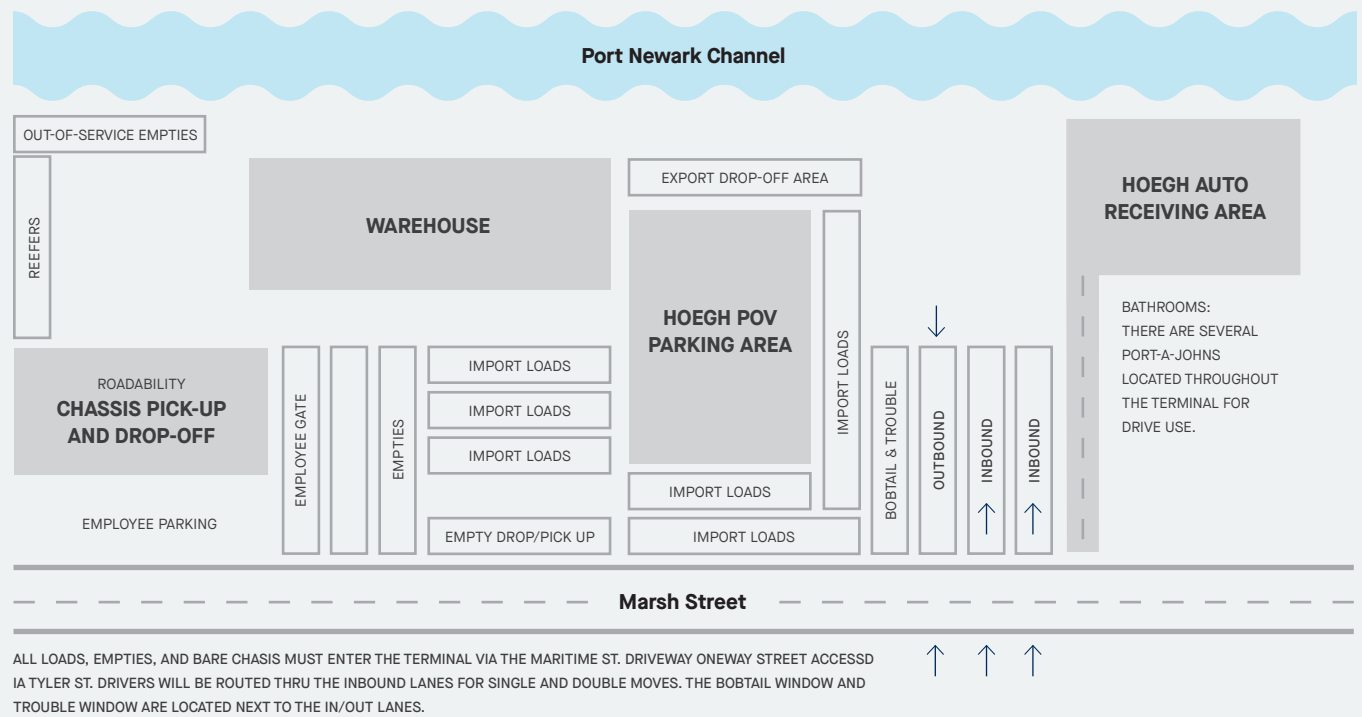
4 BROOKLYN PORT AUTHORITY MARINE TERMINAL

PORT JERSEY MARINE TERMINAL MAP





HOWLAND HOOK MARINE TERMINAL/PORT IVORY







**Port of New York
& New Jersey**

1-888-PORTNYNJ
www.portnynj.com
  @portnynj

4 World Trade Center
150 Greenwich Street, 17th Floor
New York, NY 10007

The Port is a facility of
the Port Authority of NY & NJ

Revised September 2021